

SmartCare Damp Proof

Asian Paints SmartCare Damp Proof is a fiber reinforced elastomeric liquid applied water proofing membrane. It is formulated with select elastomeric and resilient acrylic polymers and reinforcing polyester fibers. Upon curing, it forms a thick, seamless, durable membrane thus offering ultimate waterproofing.



WATER BASED



PRODUCT BENEFITS

Water proofing

Waterproofing protection of up to 7 bars hydrostatic pressure.

Crack bridging

Unmatched crack bridging ability due to elastomeric properties.

Mechanical strength

Reinforced with glass fibers for superior abrasion resistance.

Adhesion

Strong adhesion to masonry substrates.

High sheen

High sheen, brilliant white colour and thick coat results in high levels of heat reflectance.

Anti carbonation

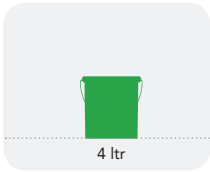
Reduces carbon dioxide and chloride ion diffusion thus protecting re-bars against corrosion.

Use & maintenance

Single pack, easy to apply and simple re-coating.

PRODUCT FEATURES

AVAILABLE PACKS



Shelf life: 3 years from date of manufacture in original tightly closed containers away from direct sunlight and excessive heat.

COLOURS AVAILABLE

White



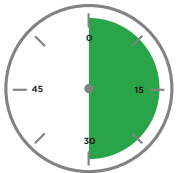
COVERAGE

On RCC or plaster using brush or roller

Recommended System
10 sq.ft/ltr
on terraces



1 COAT
20 - 25 sq.ft/ltr
on vertical walls

DRYING TIME TO TOUCH



4-6 HOURS


RECOMMENDED USAGE



Can be used for building roofs, terraces, parapet, sunshades and exterior vertical walls. It can also be applied on existing IPS, sound brick-bat coba or cementitious waterproofing.

HOW TO APPLY


PRE PAINTING STEPS



PLASTER New masonry surfaces must be allowed to cure completely. It is recommended to allow 28 days as the curing time for new masonry surfaces.



CLEANING Surface should be free from any loose paint, dust or grease. Remove all existing bitumen coatings completely. It is recommended to use intense wire brushing or high speed water jet for thorough cleaning.



REPAIRING The substrate must be checked for its soundness using small hammer. All cracks at corner joints, channels and parapets should be properly treated.



FILLING FOR CRACKS For filling cracks upto 3mm use suitable compound. Bigger cracks, damaged portions and hollow areas must be repaired with polymer modified cement mortars.

APPLICATION PROCESS

APPLICATION

HORIZONTAL SURFACE

STEP 1
SELF PRIMING SMARTCARE DAMP PROOF BRUSH

STEP 2
FIRST COAT WATERPROOFING SMARTCARE DAMP PROOF BRUSH / ROLLER

STEP 3
SECOND COAT WATERPROOFING SMARTCARE DAMP PROOF BRUSH / ROLLER

VERTICAL SURFACE

STEP 1
SELF PRIMING SMARTCARE DAMP PROOF BRUSH

STEP 2
FIRST COAT WATERPROOFING SMARTCARE DAMP PROOF BRUSH / ROLLER

STEP 3
FIRST COAT VILLA SUNFAST BRUSH / ROLLER

STEP 4
SECOND COAT VILLA SUNFAST BRUSH / ROLLER

THINNER

DILUTION %

APPLICATION VISCOSITY¹

RECOATING PERIOD

APPLICATION	THINNER	DILUTION %	APPLICATION VISCOSITY ¹	RECOATING PERIOD
STEP 1 SELF PRIMING SMARTCARE DAMP PROOF BRUSH	WATER	33%	N/A	4 - 6 HRS
STEP 2 FIRST COAT WATERPROOFING SMARTCARE DAMP PROOF BRUSH / ROLLER	N/A	N/A	N/A	4 - 6 HRS
STEP 3 SECOND COAT WATERPROOFING SMARTCARE DAMP PROOF BRUSH / ROLLER	N/A	N/A	N/A	4 - 6 HRS
STEP 1 SELF PRIMING SMARTCARE DAMP PROOF BRUSH	WATER	33%	N/A	4 - 6 HRS
STEP 2 FIRST COAT WATERPROOFING SMARTCARE DAMP PROOF BRUSH / ROLLER	N/A	N/A	N/A	4 - 6 HRS
STEP 3 FIRST COAT VILLA SUNFAST BRUSH / ROLLER	WATER	N/A	N/A	4 - 6 HRS
STEP 4 SECOND COAT VILLA SUNFAST BRUSH / ROLLER	WATER	N/A	N/A	4 - 6 HRS

1. As measured through a Ford cup.
2. Apply an additional coat of Damp Proof in case of severe dampness.
3. For best results, strictly follow the dilution and forced coverage requirements.

ADDITIONAL INFORMATION

POST PAINTING CARE

For the best performance of the paint, ensure proper washing and cleaning of all algal and fungal growth, if any, at regular intervals of six months.

TECHNICAL DETAILS

a. Form: Ready to use viscous liquid

b. Mix Density: 1.26

c. Application temperature: 5°C to 35°C

PRECAUTIONS

- › Do not apply during rains or extreme temperatures.
- › Avoid abuses which may lead to puncturing of membrane.
- › Ensure that the product is applied at least 6 inches inside the drain pipe.
- › For best results, apply parapet to parapet to envelope the entire building.

SAFETY FEATURES

- › Kindly refer to the MSDS for Asian Paints SmartCare Damp Proof which gives detailed information on safety measures while handling the paint, which is available on request.
- › Store the container with the lid tightly closed in an upright position, in a cool, dry place
- › Keep out of reach of children and away from eatables.
- › May be harmful if swallowed. In case of ingestion seek immediate medical attention.
- › Wear eye protection during application. In case of contact with eyes, rinse immediately with plenty of water and seek medical advice.
- › In case of skin contact immediately wash skin with soap and plenty of water. Get medical attention if irritation develops or persists.
- › Do not breathe vapour or spray. It is recommended to wear suitable nose pad during sanding and surface preparation to avoid dust inhalation
- › Do not pour leftover paint down the drain or in water courses.
- › In the event of spills, contain spillage using sand or earth.
- › No added Lead, Mercury or Chromium compounds.